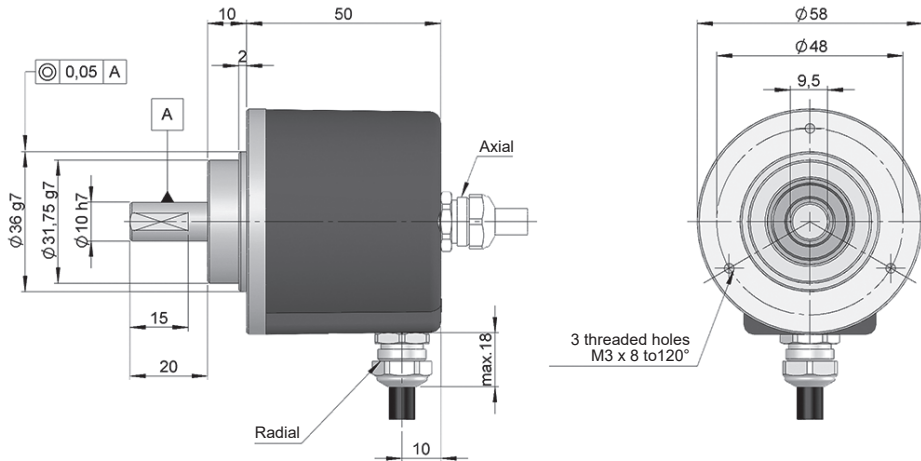
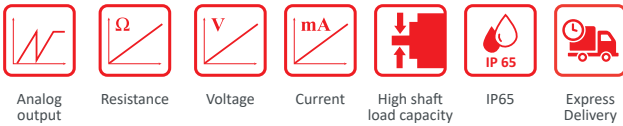


SERIE POT10

SOLID SHAFT ANGULAR SENSOR FOR INDUSTRIAL APPLICATIONS

- External diameter 58 mm
- Shaft \varnothing 6 or 10 mm
- Protection class IP65 according to DIN EN 60529
- Measuring range 360°/ 3600°/ 7200°
- Current, voltage or resistance output
- Connection by cable (other cable length available) or industrial connector M8
- Measuring system using accuracy potentiometer



Drawing shaft type 1, connection type 1/2, without flange

REFERENCE Reference example: POT10-1134-3600

Serie	Shaft	Flange	Connection	Electronic output	Measuring range	Special customer
POT10 -	<input type="checkbox"/>	<input type="checkbox"/>	<input type="checkbox"/>	<input type="checkbox"/> -	<input type="checkbox"/> <input type="checkbox"/> <input type="checkbox"/> <input type="checkbox"/>	<input type="checkbox"/> <input type="checkbox"/>
	1. \varnothing 10x20 mm 2. \varnothing 6x10 mm	1. None	1. Axial cable 2. Radial cable 3. Radial M8 3p	1. 1 k Ω 2. 10 k Ω 3. 0..10 v 4. 4...20 mA	180. 180° (1/2 turn) 360. 360° (1 turn) 1800. 1800° (5 turns) 3600. 3600° (10 turns) 7200. 7200° (20 turns)	

Order your reference
Step file 3D

info@encoderhohner.com
service available in 24 h



SERIE POT10

SOLID SHAFT ANGULAR SENSOR FOR INDUSTRIAL APPLICATIONS

MECHANICAL SPECIFICATIONS

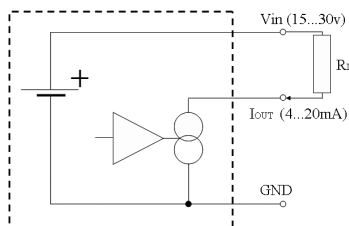
Materials	Cover: Zamak Housing: Aluminium Shaft: Stainless Steel
Bearings	Ballraces
Bearings lifetime	1x10 ¹⁰ rev.
Maximum number of revolutions permitted mechanically	50 rpm (180°, 1800°) 100 rpm (360°, 3600°) 200 rpm (7200°)
Protection against dust and splashes according to DIN EN 60529	IP65
Starting torque at 20°C (68°F)	≤ 0,02 Nm
Maximum load permitted on axial shaft	40 N
Maximum load permitted on radial shaft	60 N
Output	Potentiometer, Analog output.
Weight aprox.	0,4 Kg
Operating temperature range	-20°C to +85°C
Direction	Clockwise (CW)
Axial or radial connection	2 meters cable or industrial connector M8 (other cable lengths available on order) Female connector not included

ELECTRICAL SPECIFICATIONS

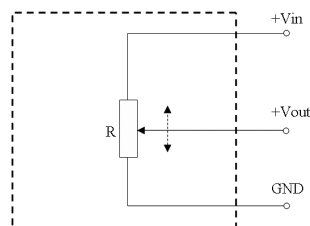
	1 kΩ or 10 kΩ 1turn	1 kΩ or 10 kΩ 10 turns	0..10v	4..20mA
Reference code	1 or 2	1 or 2	3	4
Voltage supply	30 VDC max	30 VDC max	15...30 VDC	15...30 VDC
Accuracy	± 15%	± 5%	± 0,3%	± 0,3%
Linearity	± 2%	± 0,25%	± 0,5%	± 0,5%
Thermal coefficient	± 50ppm/C°	± 50ppm/C°	± 50ppm/C°	± 50ppm/C°
Load	1w max	2w max	5 kΩ min	600 Ω max

OUTPUT SIGNALS

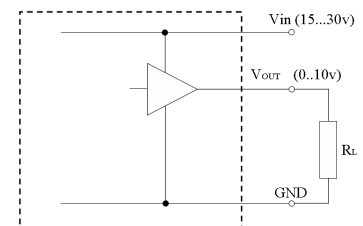
Current



Resistive



Voltage



SERIE POT10

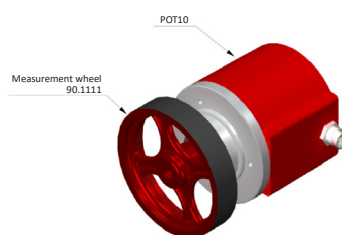
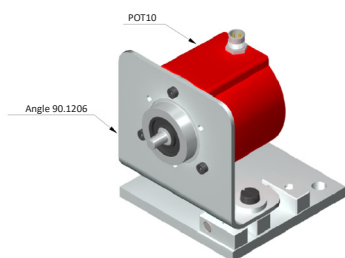
SOLID SHAFT ANGULAR SENSOR FOR INDUSTRIAL APPLICATIONS

CONNECTION



<i>Current</i>	<i>Resistive</i>	<i>Voltage</i>	Cable 5x0,14 95.0008051	Connector M8 3p
GND	GND	GND	Yellow	1
Vin	Vin	Vin	White	2
Iout	Vout	Vout	Brown	3

ACCESSORIES EXAMPLES



All the accessories available in the section "MOUNTING ACCESSORIES".