

SAFEONE

Drive Monitoring

Simple and efficient.

Our SAFEONE Modules are an economic and user-friendly solution for sensorless monitoring of drive rotational speed and standstill.

The new, innovative approach: through the parallel connection to the three-drive phases, the frequency of the rotating field will be measured. This means your drives will be monitored completely independently of a measuring system. The technology can be used for three- and single-phase drives up to performance level e.



COMPATIBILITY

We are completely committed.

The SAFEONE Modules can be used in multiple ways. They help you to implement functional safety economically and precisely.


- Three-phase drive with frequency converter
- Motor with star-triangle switch
- Single-phase alternating current (AC) drive

FUNCTIONALITY


Our solutions are both flexible and agile.

Each SAFEONE can be individually adapted to meet the needs of your application.

- Easy configuration: model-specific via USB port on the PC or directly via SET-button
- Adjustable speed limits for different operating modes from 0 to 600 Hz can be parameterized
- Multiple two-color LEDs to display the switching status.



SAFEONE DN3PS2



SAFEONE DN3PD1



SAFEONE DN3PDS1

● BENEFITS

We make functional safety irresistibly simple.

Our intelligent technology masters your complex safety requirements without great effort.


- No sensor required
- Compact design
- Pluggable spring clips
- Mounting on a 35 mm DIN rail

● TERMINALS

Our products can be intelligently integrated.

Tomorrow's electronics will adapt for you. We guarantee hassle-free connectivity.

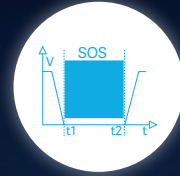
The Modules are equipped with safe control inputs and safe contact outputs. Display of the switching status is available through semiconductor outputs and also via LEDs.



SAFETY FUNCTIONS

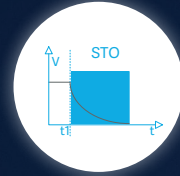
Safe Operating Stop

While operation is stopped, either the drive's standstill or its defined position range is monitored. If the position range is unintentionally breached, the drive will be safely switched off.



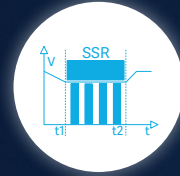
Safe Torque OFF

The power supply to the drive will be immediately interrupted. This safety function is combined with other functions to prevent impermissible restart.



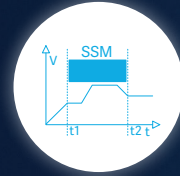
Safe Speed Range

This safety function ensures that a minimal speed is maintained and a maximal speed is not exceeded. If the speed deviates from these limits, the drive will be safely switched off.



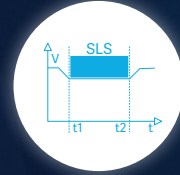
Safe Speed Monitor

The reduced drive speed is safely monitored.



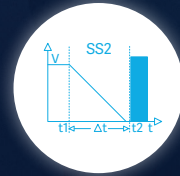
Safe Limited Speed

The SAFELINE VARIO safely monitors the drive to ensure that a maximal speed is not exceeded. If the speed increases beyond the defined threshold, the drive will be safely switched off.



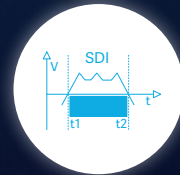
Safe Stop 2

This safety function monitors the drive's shutdown and its standstill in line with stop category 2 according to DIN EN 60204-1. The drive remains immediately available for operation.




Safe Direction

The drive is monitored to make sure it operates only in one allowed direction. If there is deviation from this direction, a defined safety reaction will be carried out.



DN3PS2
DN3PD1
DN3PDS1





DINA Elektronik GmbH
Esslinger Str. 84
72649 Wolfschlügen, Germany
Phone +49 7022 95 17-0
Fax +49 7022 95 17-700

www.dina.de
info@dina.de

