


Product Bulletin

PB00075

M12 Hybrid Connectors

Transfer power and
Fast Ethernet data in one
space-saving interface.



The small size and light weight of the M12 Hybrid Connectors ease installation and maintenance efforts, while the high performance shielding concept enables more reliable power and data transmission.

- **Efficient** – transfer data and power simultaneously in one small interface to meet the performance needs of today's compact machines and cut installation time in half.
- **Flexible** – use this connector in nearly any application, including existing infrastructure, by selecting from a wide range of product variants, such as male and female connectors and adapter equipment.
- **Industrial performance** – enhance power and data transmission capabilities with advanced hybrid technology that withstands the harshest industrial conditions. The M12 Hybrid Connector has undergone rigorous testing, making this product the first M12 Hybrid Connector to receive UL 2238 certification.

Up until now, engineers and installers had to use two separate connections to transfer both data and power. The M12 Hybrid Connectors revolutionize connectivity by providing one interface that simultaneously transfers power up to 2 x 6A and data with speeds up to 100 Mbit/s.



Benefits at a Glance

- Combined power and data transmission in one interface
- Data transfer rate of 100 Mbit/s
- Power transmission of up to 2 x 6A
- Small and light weight for easy handling and installation in tight spaces
- Ingress protection of up to IP69K
- Certification according to UL 2238
- Compatible with the LioN-Power system of products

Applications

M12 Hybrid Connectors are built to withstand harsh environments, including exposure to any kind of mechanical stress, such as the shock and vibration that comes with operating in high pressure cleaning processes (IP69K). The M12 Hybrid Connectors can handle the daily rigors of use with heavy equipment in the machine building, food and beverage, automotive, material handling, industrial automation and building automation industries.

Their small size and weight also make the connectors ideal for applications with moving parts, or any use where high data/power performance needs are combined with constrained space and weight limitations.

Your Benefits

As part of the LioN-Power system of products, M12 Hybrid Connectors give you the flexibility to easily design applications to meet your specific needs. The connectors' small size and ability to transfer power and data through one interface enables you to quickly install devices to reduce installation time.

These robust M12 Hybrid Connectors can withstand the varying environmental conditions of multiple application scenarios, such as moving production equipment from a paint shop to a body shop, to maximize production capacity.

The connectors' superior resistance to mechanical stress further ensures maximum functional and operational uptime, reducing your costs and maintenance efforts. The T-splitters provide flexibility by allowing you to connect a separate power feed into daisy chain installations – where several devices are connected together in a linear series – for continuous daisy chaining.



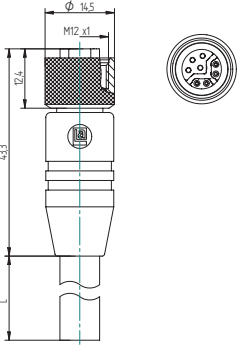
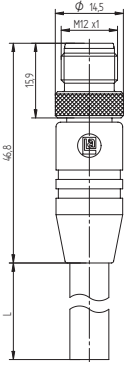
M12 Hybrid Connectors

The M12 Hybrid Connectors' innovative technology combines reliable power and data transmission while meeting industry Y-coding standards according to IEC 61076-2-113.

Together with Lumberg Automation's LioN-Power system, featuring I/O-Link and multiprotocol capability, the M12 Hybrid Connectors provide a complete connection solution with the reduced size needed for today's smaller and more intelligent devices.



M12 Hybrid Single-Ended Overmolded Cordsets, 8-Pole (Y-Coded)

Product Description		
Order Designation	RKTS 8Y	RSTS 8Y
		
Description	M12 Hybrid single-ended molded cordset, female straight, 8-pole, Y-coded, 360° shielded, screw attachment transmits power and data (Fast Ethernet, 100 Mbit/s, Cat 5)	M12 Hybrid single-ended molded cordset, male straight, 8-pole, Y-coded, 360° shielded, screw attachment transmits power and data (Fast Ethernet, 100 Mbit/s, Cat 5)
Type Contact	Female	Male
Number of Contacts	8 Pole (4 + 4)	
Standard	IEC 61076-2-113	
Construction Type	Y-Coded	
Technical Data		
Rated Voltage	50 V AC/DC	
Rated Current	0.5 A (data) / 6 A (power)	
Rated Impulse Voltage	0.8 kV	
Pollution Degree	3 acc. to DIN EN 60664-1 (VDE 0110-1)	
Environmental Conditions		
Protection Class (IEC 60529)	IP65, IP67, IP69K (only when mated to associated counterparts)	
Temperature Range (connector)	-40° C to +90° C, notice derating	
Technical Drawing		
		

L = Standard length of cable

Pin Assignment

8-pin, Y-coded







































- 1 = white/orange
- 2 = orange
- 3 = white/green
- 4 = green
- 5 = blue
- 6 = white
- 7 = brown
- 8 = black

Continued Next Page

M12 Hybrid Single-Ended Overmolded Cordsets, 8-Pole (Y-Coded)

Order Information

Order No.	Order Designation	No. of Pins	Jacket	Conductor Size	Characteristics
934-845-001	RKTS 8Y-922/2 M	8	PUR, black	4x26AWG (data) and 4x0.75mm ² (power)	  
934-845-002	RKTS 8Y-922/5 M	8	PUR, black	4x26AWG (data) and 4x0.75mm ² (power)	  
934-845-003	RKTS 8Y-922/10 M	8	PUR, black	4x26AWG (data) and 4x0.75mm ² (power)	  
934-845-004	RKTS 8Y-922/15 M	8	PUR, black	4x26AWG (data) and 4x0.75mm ² (power)	  
934-845-005	RKTS 8Y-922/20 M	8	PUR, black	4x26AWG (data) and 4x0.75mm ² (power)	  
934-845-006	RKTS 8Y-922/25 M	8	PUR, black	4x26AWG (data) and 4x0.75mm ² (power)	  
934-847-001	RSTS 8Y-922/2 M	8	PUR, black	4x26AWG (data) and 4x0.75mm ² (power)	  
934-847-002	RSTS 8Y-922/5 M	8	PUR, black	4x26AWG (data) and 4x0.75mm ² (power)	  
934-847-003	RSTS 8Y-922/10 M	8	PUR, black	4x26AWG (data) and 4x0.75mm ² (power)	  
934-847-004	RSTS 8Y-922/15 M	8	PUR, black	4x26AWG (data) and 4x0.75mm ² (power)	  
934-847-005	RSTS 8Y-922/20 M	8	PUR, black	4x26AWG (data) and 4x0.75mm ² (power)	  
934-847-006	RSTS 8Y-922/25 M	8	PUR, black	4x26AWG (data) and 4x0.75mm ² (power)	  

Special circuitry available upon request

Use of the product in aggressive media must be checked on a case-by-case basis.
 Subject to technical modification.



M12 Hybrid Single-Ended Overmolded Receptacle Cordsets, 8-Pole (Y-Coded)

Product Description		
Order Designation	RKHS 8Y	RSHS 8Y
Description	M12 Hybrid single-ended molded cordset with female straight receptacle, 8-pole, Y-coded, 360° shielded, chassis side thread PG9, transmits power and data (Fast Ethernet, 100 Mbit/s, Cat 5).	M12 Hybrid single-ended molded cordset with male straight receptacle, 8-pole, Y-coded, 360° shielded, chassis side thread PG9, transmits power and data (Fast Ethernet, 100 Mbit/s, Cat 5).
Type Contact	Female	Male
Number of Contacts	8 Pole (4 + 4)	
Standard	IEC 61076-2-113	
Construction Type	Y-Coded	
Technical Data		
Rated Voltage	50 V AC/DC	
Rated Current	0.5 A (data) / 6 A (power)	
Rated Impulse Voltage	0.8 kV	
Pollution Degree	3 acc. to DIN EN 60664-1 (VDE 0110-1)	
Environmental Conditions		
Protection Class (IEC 60529)	IP65, IP67, IP69K (only when mated to associated counterparts)	
Temperature Range (connector)	-40° C to +90° C, notice derating	
Technical Drawing		

L = Standard length of cable

*a = O-Ring • *b = Nut (SW18), enclosed separately • *c = O-Ring, enclosed separately • *d = anti-rotation protection

Pin Assignment

8-pin, Y-coded







































- 1 = white/orange
- 2 = orange
- 3 = white/green
- 4 = green
- 5 = blue
- 6 = white
- 7 = brown
- 8 = black

Continued Next Page

M12 Hybrid Single-Ended Overmolded Receptacle Cordsets, 8-Pole (Y-Coded)

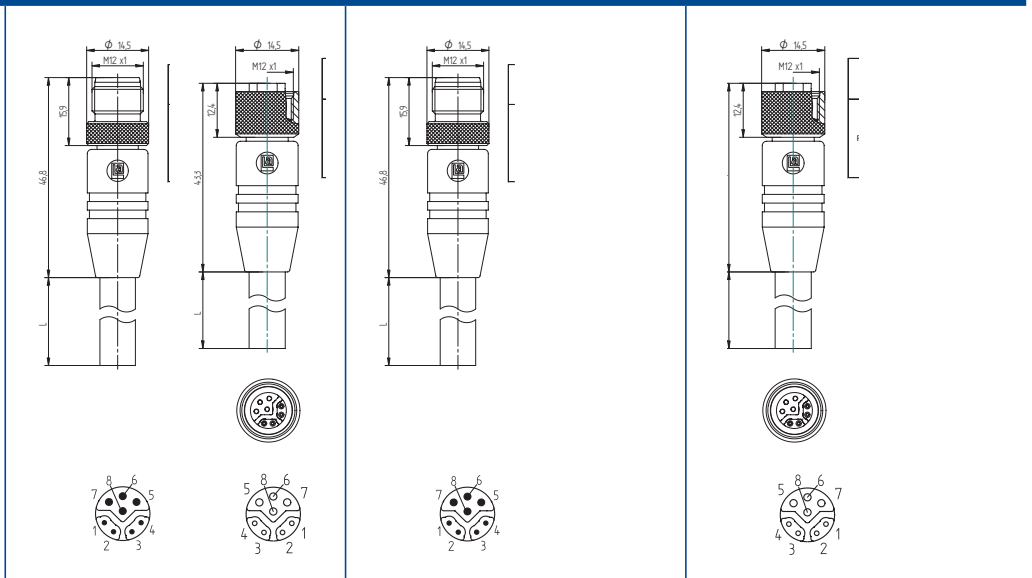
Order Information

Order No.	Order Designation	No. of Pins	Jacket	Conductor Size	Characteristics
934-925-001	RSYS 8Y-922/2 M	8	PUR, black	4x26AWG (data) and 4x0.75mm ² (power)	  
934-925-002	RSYS 8Y-922/5 M	8	PUR, black	4x26AWG (data) and 4x0.75mm ² (power)	  
934-925-003	RSYS 8Y-922/10 M	8	PUR, black	4x26AWG (data) and 4x0.75mm ² (power)	  
934-925-004	RSYS 8Y-922/15 M	8	PUR, black	4x26AWG (data) and 4x0.75mm ² (power)	  
934-925-005	RSYS 8Y-922/20 M	8	PUR, black	4x26AWG (data) and 4x0.75mm ² (power)	  
934-925-006	RSYS 8Y-922/25 M	8	PUR, black	4x26AWG (data) and 4x0.75mm ² (power)	  
934-926-001	RKYS 8Y-922/2 M	8	PUR, black	4x26AWG (data) and 4x0.75mm ² (power)	  
934-926-002	RKYS 8Y-922/5 M	8	PUR, black	4x26AWG (data) and 4x0.75mm ² (power)	  
934-926-003	RKYS 8Y-922/10 M	8	PUR, black	4x26AWG (data) and 4x0.75mm ² (power)	  
934-926-004	RKYS 8Y-922/15 M	8	PUR, black	4x26AWG (data) and 4x0.75mm ² (power)	  
934-926-005	RKYS 8Y-922/20 M	8	PUR, black	4x26AWG (data) and 4x0.75mm ² (power)	  
934-926-006	RKYS 8Y-922/25 M	8	PUR, black	4x26AWG (data) and 4x0.75mm ² (power)	  



M12 Hybrid Double-Ended Overmolded Cordsets, 8-Pole (Y-Coded)

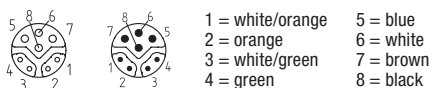
Product Description			
Order Designation	RSTS 8Y-RKTS 8Y	RSTS 8Y-RSTS 8Y	RKTS 8Y-RKTS 8Y
Description	M12 Hybrid double-ended molded cordset, male straight to female straight, 8-pole, Y-coded, 360° shielded, screw attachment transmits power and data (Fast Ethernet, 100 Mbit/s, Cat 5).	M12 Hybrid double-ended molded cordset, male straight to male straight, 8-pole, Y-coded, 360° shielded, screw attachment transmits power and data (Fast Ethernet, 100 Mbit/s, Cat 5).	M12 Hybrid double-ended molded cordset, female straight to female straight, 8-pole, Y-coded, 360° shielded, screw attachment transmits power and data (Fast Ethernet, 100 Mbit/s, Cat 5).
Type Contact	Male to Female	Male to Male	Female to Female
Number of Contacts	8 Pole (4 + 4)		
Standard	IEC 61076-2-113		
Construction Type	Y-Coded		
Technical Data			
Rated Voltage	50 V AC/DC		
Rated Current	0.5 A (data) / 6 A (power)		
Rated Impulse Voltage	0.8 kV		
Pollution Degree	3 acc. to DIN EN 60664-1 (VDE 0110-1)		
Environmental Conditions			
Protection Class (IEC 60529)	IP65, IP67, IP69K (only when mated to associated counterparts)		
Temperature Range (connector)	-40° C to +90° C, notice derating		
Technical Drawing			



L = Standard length of cable

Pin Assignment









































































8-pin, Y-coded



Continued Next Page



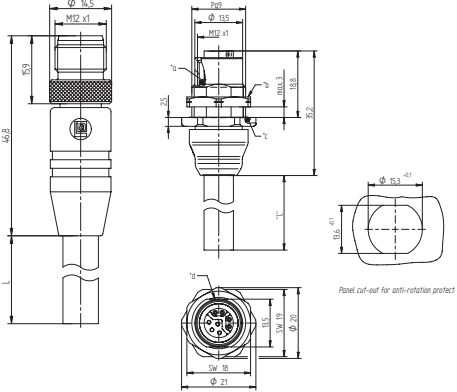
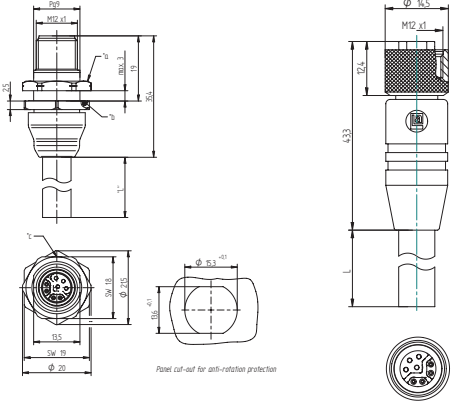
M12 Hybrid Double-Ended Overmolded Cordsets, 8-Pole (Y-Coded)

Order Information

Order No.	Order Designation	No. of Pins	Jacket	Conductor Size	Characteristics
934-966-001	RSTS 8Y-RKTS 8Y-922/0.3 M	8	PUR, black	4x26AWG (data) and 4x0.75mm ² (power)	  
934-966-002	RSTS 8Y-RKTS 8Y-922/0.6 M	8	PUR, black	4x26AWG (data) and 4x0.75mm ² (power)	  
934-966-003	RSTS 8Y-RKTS 8Y-922/1 M	8	PUR, black	4x26AWG (data) and 4x0.75mm ² (power)	  
934-966-004	RSTS 8Y-RKTS 8Y-922/2 M	8	PUR, black	4x26AWG (data) and 4x0.75mm ² (power)	  
934-966-005	RSTS 8Y-RKTS 8Y-922/3 M	8	PUR, black	4x26AWG (data) and 4x0.75mm ² (power)	  
934-966-006	RSTS 8Y-RKTS 8Y-922/5 M	8	PUR, black	4x26AWG (data) and 4x0.75mm ² (power)	  
934-966-007	RSTS 8Y-RKTS 8Y-922/10 M	8	PUR, black	4x26AWG (data) and 4x0.75mm ² (power)	  
934-966-008	RSTS 8Y-RKTS 8Y-922/15 M	8	PUR, black	4x26AWG (data) and 4x0.75mm ² (power)	  
934-966-101	RKTS 8Y-RKTS 8Y-922/0.3 M	8	PUR, black	4x26AWG (data) and 4x0.75mm ² (power)	  
934-966-102	RKTS 8Y-RKTS 8Y-922/0.6 M	8	PUR, black	4x26AWG (data) and 4x0.75mm ² (power)	  
934-966-103	RKTS 8Y-RKTS 8Y-922/1 M	8	PUR, black	4x26AWG (data) and 4x0.75mm ² (power)	  
934-966-104	RKTS 8Y-RKTS 8Y-922/2 M	8	PUR, black	4x26AWG (data) and 4x0.75mm ² (power)	  
934-966-105	RKTS 8Y-RKTS 8Y-922/3 M	8	PUR, black	4x26AWG (data) and 4x0.75mm ² (power)	  
934-966-106	RKTS 8Y-RKTS 8Y-922/5 M	8	PUR, black	4x26AWG (data) and 4x0.75mm ² (power)	  
934-966-107	RKTS 8Y-RKTS 8Y-922/10 M	8	PUR, black	4x26AWG (data) and 4x0.75mm ² (power)	  
934-966-108	RKTS 8Y-RKTS 8Y-922/15 M	8	PUR, black	4x26AWG (data) and 4x0.75mm ² (power)	  
934-966-301	RSTS 8Y-RSTS 8Y-922/0.3 M	8	PUR, black	4x26AWG (data) and 4x0.75mm ² (power)	  
934-966-302	RSTS 8Y-RSTS 8Y-922/0.6 M	8	PUR, black	4x26AWG (data) and 4x0.75mm ² (power)	  
934-966-303	RSTS 8Y-RSTS 8Y-922/1 M	8	PUR, black	4x26AWG (data) and 4x0.75mm ² (power)	  
934-966-304	RSTS 8Y-RSTS 8Y-922/2 M	8	PUR, black	4x26AWG (data) and 4x0.75mm ² (power)	  
934-966-305	RSTS 8Y-RSTS 8Y-922/3 M	8	PUR, black	4x26AWG (data) and 4x0.75mm ² (power)	  
934-966-306	RSTS 8Y-RSTS 8Y-922/5 M	8	PUR, black	4x26AWG (data) and 4x0.75mm ² (power)	  
934-966-307	RSTS 8Y-RSTS 8Y-922/10 M	8	PUR, black	4x26AWG (data) and 4x0.75mm ² (power)	  
934-966-308	RSTS 8Y-RSTS 8Y-922/15 M	8	PUR, black	4x26AWG (data) and 4x0.75mm ² (power)	  



M12 Hybrid Double-Ended Overmolded Cordsets, 8-Pole (Y-Coded)

Product Description		
Order Designation	RSTS 8Y-RKHS 8Y	RSHS 8Y-RKTS 8Y
		
Description	M12 Hybrid double-ended molded cordset, male straight to female straight receptacle, 8-pole, Y-coded, 360° shielded, screw attachment transmits power and data (Fast Ethernet, 100 Mbit/s, Cat 5).	M12 Hybrid double-ended molded cordset, male straight to female straight, 8-pole, Y-coded, 360° shielded, screw attachment transmits power and data (Fast Ethernet, 100 Mbit/s, Cat 5).
Type Contact	Male to Female	Male to Female
Number of Contacts	8 Pole (4 + 4)	
Standard	IEC 61076-2-113	
Construction Type	Y-Coded	
Technical Data		
Rated Voltage	50 V AC/DC	
Rated Current	0.5 A (data) / 6 A (power)	
Rated Impulse Voltage	0.8 kV	
Pollution Degree	3 acc. to DIN EN 60664-1 (VDE 0110-1)	
Environmental Conditions		
Protection Class (IEC 60529)	IP65, IP67, IP69K (only when mated to associated counterparts)	
Temperature Range (connector)	-40° C to +90° C, notice derating	
Technical Drawing		
		

L = Standard length of cable

Pin Assignment

















































8-pin, Y-coded



- 1 = white/orange
- 2 = orange
- 3 = white/green
- 4 = green
- 5 = blue
- 6 = white
- 7 = brown
- 8 = black

Continued Next Page

M12 Hybrid Double-Ended Overmolded Cordsets, 8-Pole (Y-Coded)
Order Information

Order No.	Order Designation	No. of Pins	Jacket	Conductor Size	Characteristics
934-966-201	RSTS 8Y-RKHS 8Y-922/0.3 M	8	PUR, black	4x26AWG (data) and 4x0.75mm ² (power)	  
934-966-202	RSTS 8Y-RKHS 8Y-922/0.6 M	8	PUR, black	4x26AWG (data) and 4x0.75mm ² (power)	  
934-966-203	RSTS 8Y-RKHS 8Y-922/1 M	8	PUR, black	4x26AWG (data) and 4x0.75mm ² (power)	  
934-966-204	RSTS 8Y-RKHS 8Y-922/2 M	8	PUR, black	4x26AWG (data) and 4x0.75mm ² (power)	  
934-966-205	RSTS 8Y-RKHS 8Y-922/3 M	8	PUR, black	4x26AWG (data) and 4x0.75mm ² (power)	  
934-966-206	RSTS 8Y-RKHS 8Y-922/5 M	8	PUR, black	4x26AWG (data) and 4x0.75mm ² (power)	  
934-966-207	RSTS 8Y-RKHS 8Y-922/10 M	8	PUR, black	4x26AWG (data) and 4x0.75mm ² (power)	  
934-966-208	RSTS 8Y-RKHS 8Y-922/15 M	8	PUR, black	4x26AWG (data) and 4x0.75mm ² (power)	  
934-966-501	RSHS 8Y-RKTS 8Y-922/0.3 M	8	PUR, black	4x26AWG (data) and 4x0.75mm ² (power)	  
934-966-502	RSHS 8Y-RKTS 8Y-922/0.6 M	8	PUR, black	4x26AWG (data) and 4x0.75mm ² (power)	  
934-966-503	RSHS 8Y-RKTS 8Y-922/1 M	8	PUR, black	4x26AWG (data) and 4x0.75mm ² (power)	  
934-966-504	RSHS 8Y-RKTS 8Y-922/2 M	8	PUR, black	4x26AWG (data) and 4x0.75mm ² (power)	  
934-966-505	RSHS 8Y-RKTS 8Y-922/3 M	8	PUR, black	4x26AWG (data) and 4x0.75mm ² (power)	  
934-966-506	RSHS 8Y-RKTS 8Y-922/5 M	8	PUR, black	4x26AWG (data) and 4x0.75mm ² (power)	  
934-966-507	RSHS 8Y-RKTS 8Y-922/10 M	8	PUR, black	4x26AWG (data) and 4x0.75mm ² (power)	  
934-966-508	RSHS 8Y-RKTS 8Y-922/15 M	8	PUR, black	4x26AWG (data) and 4x0.75mm ² (power)	  



M12 Hybrid Double-Ended Overmolded Cordsets, 4-Pole (D-Coded) to 8-Pole (Y-Coded)

Product Description	
Order Designation	RSTS 4D-RSTS 8Y
Description	M12 Hybrid adapter double-ended molded cordset, male straight 4-pole, D-coded to male straight, 8-pole, Y-coded. 360° shielded, screw attachment transmits data (Fast Ethernet, 100 Mbit/s, Cat 5).
Type Contact	Male to Male
Number of Contacts	4 Pole (D-Coded) 8-Pole (Y-Coded)
Standard	RSTS 4D: IEC 61076-2-101 / RSTS 8Y: IEC 61076-2-113
Construction Type	D-Coded / Y-Coded
Technical Data	
Rated Voltage	50 V AC/DC
Rated Current	0.5 A (data) / 6 A (power)
Rated Impulse Voltage	0.8 kV
Pollution Degree	3 acc. to DIN EN 60664-1 (VDE 0110-1)
Environmental Conditions	
Protection Class (IEC 60529)	IP65, IP67, IP69K (only when mated to associated counterparts)
Temperature Range (connector)	-25°C to +80°C
Technical Drawing	

L = Standard length of cable

























Pin Assignment

4-pin, D-coded	8-pin, Y-coded
<p>1 = white/orange 2 = white/green 3 = orange 4 = green</p>	<p>1 = white/orange 2 = orange 3 = white/green 4 = green 5 = n.c. 6 = n.c. 7 = n.c. 8 = n.c.</p>

Continued Next Page


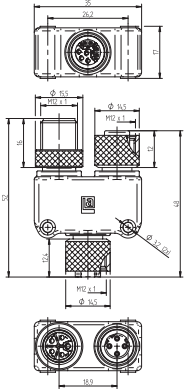
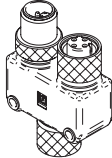
M12 Hybrid Double-Ended Overmolded Cordsets, 4-Pole (D-Coded) to 8-Pole (Y-Coded)

Order Information

Order No.	Order Designation	No. of Pins	Jacket	Conductor Size	Characteristics
934-967-001	RSTS 4D-RSTS 8Y-484/0.3 M	4	PUR, black	AWG 26	  
934-967-002	RSTS 4D-RSTS 8Y-484/0.6 M	4	PUR, black	AWG 26	  
934-967-003	RSTS 4D-RSTS 8Y-484/1 M	4	PUR, black	AWG 26	  
934-967-004	RSTS 4D-RSTS 8Y-484/2 M	4	PUR, black	AWG 26	  
934-967-005	RSTS 4D-RSTS 8Y-484/3 M	4	PUR, black	AWG 26	  
934-967-006	RSTS 4D-RSTS 8Y-484/5 M	4	PUR, black	AWG 26	  
934-967-007	RSTS 4D-RSTS 8Y-484/10 M	4	PUR, black	AWG 26	  
934-967-008	RSTS 4D-RSTS 8Y-484/15 M	4	PUR, black	AWG 26	  

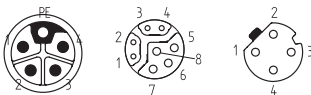


M12 Hybrid T-Connector (Power and Data), Shielded

Product Description	
Order Designation	ASBS 2 M12 YLD
	
Description	M12 T-Connector, M12 female connector Y-coded with M12 male connector L-coded, and M12 female connector D-coded, 360° shielding connected to knurled screw and knurled nuts, D-coded/Hybrid-data: Fast Ethernet Hybrid Cat. 5 (100 Mbps).
Type Contact	Y-coded: female, 4x power + female, 4x data, L-coded: male, 4x + female, 1x PE, D-coded: female 4x
Number of Contacts	4 Pole (D-Coded) 8-Pole (Y-Coded)
Standard	Y-coded: IEC 61076-2-113 L-coded: IEC 61076-2-11 D-coded: IEC 61076-2-101
Construction Type	D-Coded / Y-Coded
Technical Data	
Rated Voltage	50 V AC/DC
Rated Current	0.5 A (data) / 6 A (power)
Rated Impulse Voltage	0.8 kV
Pollution Degree	3 acc. to DIN EN 60664-1 (VDE 0110-1)
Environmental Conditions	
Protection Class (IEC 60529)	IP 67 / IP69 K (only when mated to associated counterparts)
Temperature Range (connector)	-40° C to +90° C
Technical Drawing	
	
	

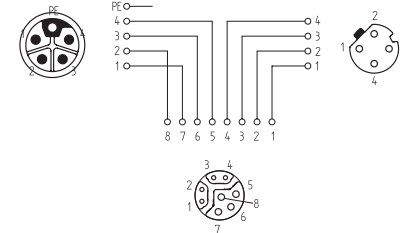
Pin Assignment

ASBS M12 YLD



Wiring Diagram

ASBS M12 YLD



Order Information

Order No.	Order Designation	Characteristics
934-928-001	ASBS 2 M12 YLD	





Belden Connectivity Center

Nowadays it is more important than ever to continuously increase the efficiency of production processes. Safe, cost-effective connectivity solutions for your machinery and plant play an important role in achieving this. Customized solutions tailored to your individual requirements enable you to substantially reduce your total cost of ownership. Thanks to the Belden Connectivity Center, the only one of its kind in the market, we are your worldwide partner when it comes to implementing such solutions, flexibly and rapidly, whether you need customized connectors and cable assemblies, or active and passive I/O modules for fieldbus or Ethernet networks – always in line with our motto “listen, understand, implement and deliver.” You will benefit both from the expertise of our knowledgeable specialists and from our extensive experience as a leading supplier of high-quality automation components. Let us utilize your challenges for our mutual success.

Always Stay Ahead with Belden

In a highly competitive environment, it is crucial to have reliable partners who add value to your business. When it comes to signal transmissions, Belden is the No. 1 solutions provider. We know your business and want to understand your specific challenges and goals to show how effective signal transmission solutions can push you ahead of the competition. By combining the strengths of our five leading brands, Belden, GarrettCom, Hirschmann, Lumberg Automation and Tofino Security, we are able to offer the integrated solution you need. Today, it may be a single cable, switch or connector, to solve a specific issue; tomorrow, it can be a complex range of integrated applications, systems and solutions. With the rise in smart, connected devices brought on by the Industrial Internet of Things (IIoT), together, we can make sure your infrastructure is ready to handle and make sense of the influx of data.

Transform your business now with instant access to information, and make your vision a reality. Visit info.belden.com/iiot to learn more.